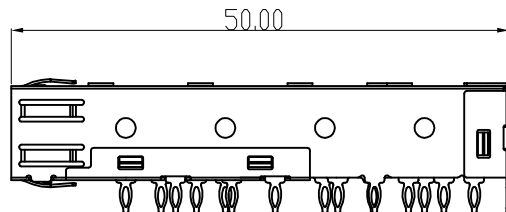
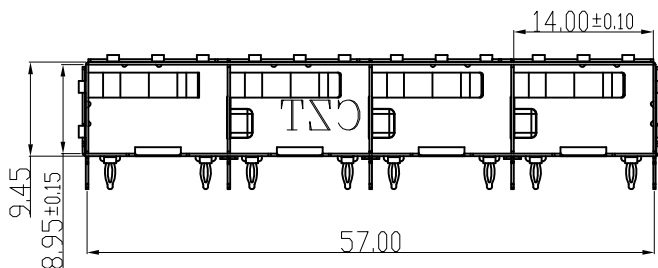
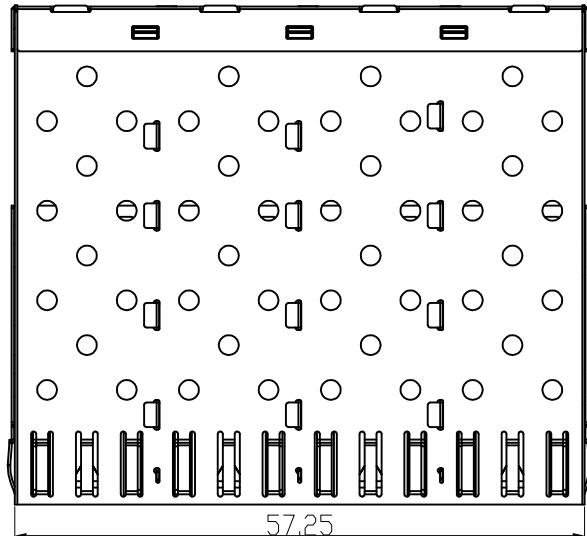


Customers drawing

REV.	ECN NO.	DATE
A	First Issued	20140218



NOTE:

- | | | | |
|-----------------|------|---------------------|---------|
| 1, DESCRIPTION | Q'ty | MATERIAL | PLATING |
| SFP TOP CAGE | 1PCS | COPPER ALLOY T=0.25 | N/A |
| SFP BOTTOM CAGE | 1PCS | COPPER ALLOY T=0.25 | N/A |
| SFP MID CAGE | 3PCS | COPPER ALLOY T=0.25 | N/A |
| SFP BACK CAGE | 1PCS | COPPER ALLOY T=0.25 | N/A |
- 2, TEMPERATURE:
 OPERATION: -40°C~+85°C
 STORAGE: -55°C~+105°C
- 3, INSERTION AND EXTRACTION FORCE: 40N MAX & 11.5 MAX
- 4, DURABILITY: 100 CYCLES MIN.
- 5, PART NUMBER:SEE TABLE.

PART NUMBER	DESCRIPTION
K869-00-Y057	SFP 1X4 CAGE (Press-fit) W/ CZT LOGO
K869-00-Y084	SFP 1X4 CAGE (Press-fit) W/O CZT LOGO

RoHS Compliant

CZT® 意华通讯接插件有限公司 YIHUA COMMUNICATED CONNECTOR CO.,LTD.		TOLERANCES .0 ± 0.25 .00 ± 0.20 .000 ± 0.15		Material: SEE NOTE		Designed: 李斌		NAME: SFP 1X4 CAGE (Press-fit)			
		A4 SIZE	SCALE 1:1	UNIT mm	CUSTOMER: N/A	Finish: SEE NOTE		Checked:	DWG NO: ESFP10072401-C	REV.	
		MODEL NO: N/A		ANGLES ± 0.5		SHEET 1 OF 2		Approved: 程毅		PART NO: SEE TABLE	A